



THE UK BY NUMBERS BUSINESS

Here we present an at-a-glance overview of the key issues in Britain today. This issue our focus is on **business**. All statistics are from the Office of National Statistics unless otherwise stated

Ownership and structure

88.7%

of businesses have less than ten employees

65%

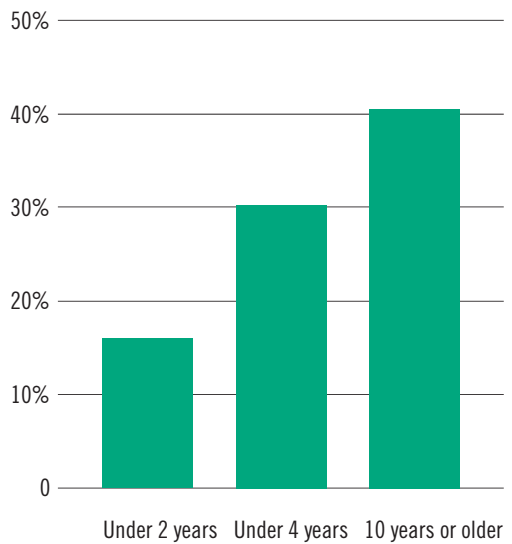
The percentage of UK private sector enterprises made up of family firms

Source: Institute for Family Business



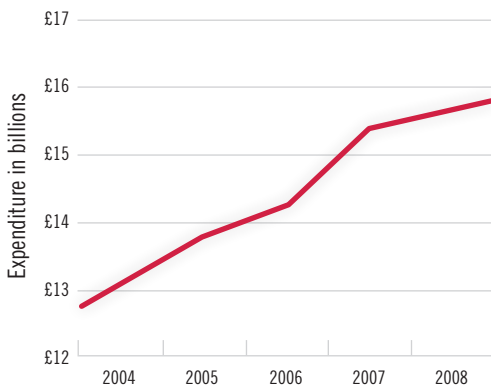
“Eat and drink with your relatives; do business with strangers” Greek proverb

AGE OF BUSINESSES IN THE UK

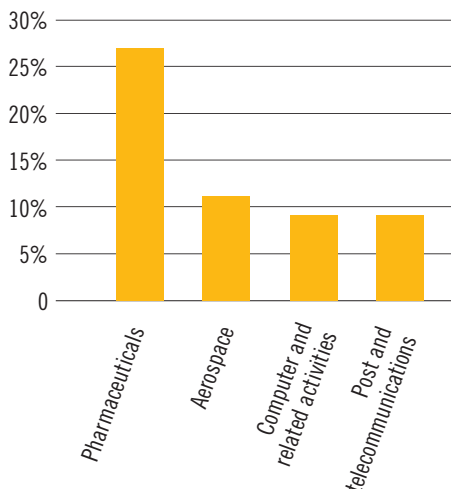


Research and development

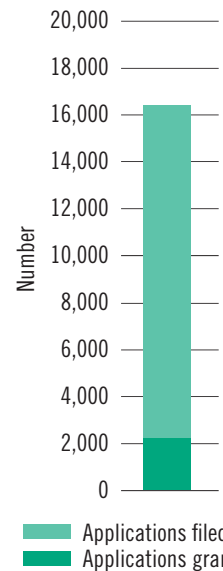
TOTAL R&D EXPENDITURE



MAIN AREAS OF R&D EXPENDITURE



PATENTS Source: Intellectual Property Office



“Drive thy business or it will drive thee” Benjamin Franklin

Gender

14%

of businesses with employees are majority women-led

Source: Government Equalities Office

8.3%

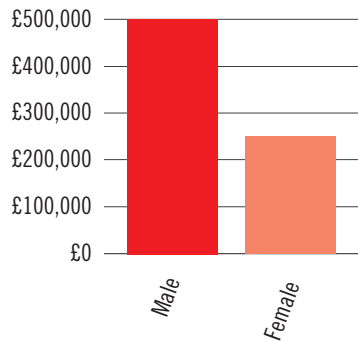
The percentage of patents awarded to women by the European Patent Office (2008)

Source: European Commission



AVERAGE TURNOVER (MALE-VERSUS FEMALE-LED BUSINESSES)

Source: Government Equalities Office



Import and export

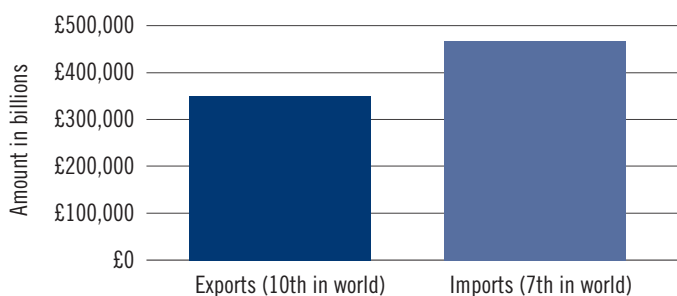
£224,316m Total value of UK exports for the 12 months ending December 2009 Source: HM Revenue and Customs

10.5% Decrease in total value of UK imports for the 12 months ending December 2009 compared to previous 12 months Source: HM Revenue and Customs

“Business? It’s quite simple. It’s other people’s money” Alexandre Dumas

UK IMPORTS AND EXPORTS (2009)

Source: Central Intelligence Agency



Insolvencies

19,077 The number of liquidations in England and Wales in 2009 (increase of 22.8% on 2008)

Source: The Insolvency Service

1 in 114 active companies went into liquidation in 2009

Source: The Insolvency Service

