

E · S · R · C  
ECONOMIC  
& SOCIAL  
RESEARCH  
COUNCIL

# UK BY NUMBERS LEISURE & CULTURE

Here we present an at-a-glance overview of the key issues in Britain today, focusing on **leisure and culture**. All statistics are from the Office of National Statistics unless stated

## Holidays

**45.4m**

The record number of holiday trips abroad made by UK residents in 2007 – an increase of 56 per cent since 1997.

**36%**

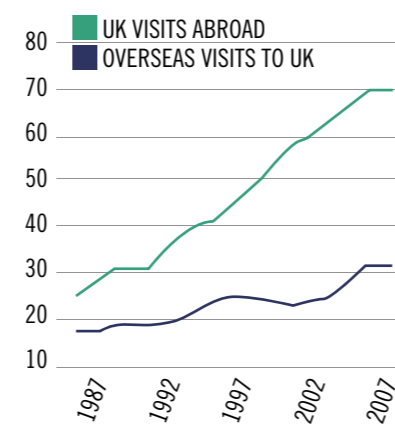
of all visits abroad by UK residents in 2007 were to either Spain or France. Other countries that attracted an increased number of visits from UK residents included Tunisia (up 31 per cent from 2006), Poland (up 26 per cent), and Latvia (up 25 per cent).

**3.6m**

(11 per cent) of visits to the UK in 2007 came from the USA – the most from any one country. This was followed by France, Germany, Irish Republic, Spain, the Netherlands, Italy and Poland.

### OVERSEAS RESIDENTS' VISITS TO THE UK AND UK RESIDENTS' VISITS ABROAD

In millions



*“Travel makes a wise man better, and a fool worse”*

Thomas Fuller (1608-1661) British clergyman and author

## Media and internet

**44%**

The percentage of people aged 15 and over in Great Britain who read a national daily newspaper in the 12 months to June 2008, compared with 72 per cent in the 12 months to June 1978.

**49%**

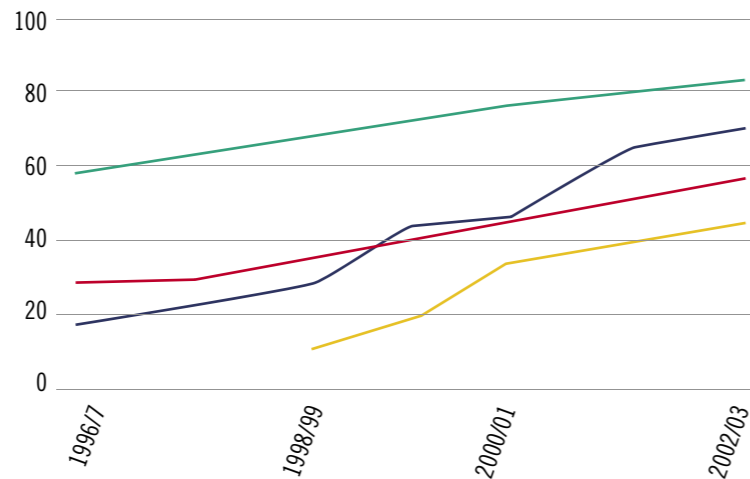
of all those aged eight to 17 in the UK who use the internet had a page or profile on a social networking site in 2007.

**87%**

or nearly nine in ten homes in the UK had a digital television service at the end of the first quarter of 2008.

### HOUSEHOLDS WITH SELECTED DURABLE GOODS, UK In per cent

CD PLAYER HOME COMPUTER  
MOBILE PHONE INTERNET ACCESS



## Leisure

**8 out of 10**

Watching TV was the most common leisure activity for over eight in ten men and women in England in 2006/07 (84 per cent and 85 per cent respectively). Spending time with family and friends was the second most popular activity for 82 per cent of women and 75 per cent of men.

**164.2m**

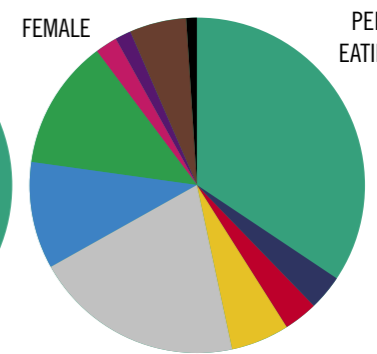
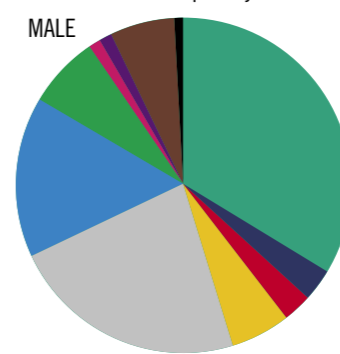
Total number of cinema admissions in Britain in 2008. The summer marked the highest number of admissions for 40 years, with more than 50 million admissions between June and August. Source Cinema Advertising Association

**45.3%**

of adults attended a museum, gallery or archive during the past 12 months. Source Taking Part: The National Survey of Culture, Leisure and Sport

### AMOUNT OF TIME SPENT ON ACTIVITIES

Hours and minutes per day



SLEEP  
RESTING  
PERSONAL CARE  
EATING, DRINKING  
LEISURE  
EMPLOYMENT  
HOUSEWORK  
CHILDCARE  
VOLUNTARY WORK  
TRAVEL  
OTHER

**39.9%**

of adults used a public library service during the past 12 months. Source Taking Part: The National Survey of Culture, Leisure and Sport

**75%**

of women were more likely to shop in their free time – compared with just over half of men (53 per cent).

*“Increased means and increased leisure are the two civilizers of man”* Benjamin Disraeli

## Sports

*“Olympics: a lifetime of training for just ten seconds.”*

Jesse Owens (African-American athlete) 1936 Summer Olympics

**30%**

(or three in ten) adults had not participated in any active sport in last 12 months during 2005/06. Source NHS Statistics on obesity, physical activity and diet

**14%**

of men had played football in the last four weeks compared to two per cent of women, making it one of the sports with the biggest difference between the sexes.



### PERCENTAGE OF YOUNG PEOPLE UNDERTAKING SPORTS FREQUENTLY (10 TIMES OR MORE) IN SCHOOL

