

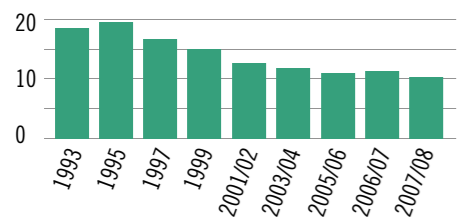
UK BY NUMBERS CRIME

Here we present an at-a-glance overview of the key issues in Britain today. In this issue our focus is on **crime**. All statistics are from the Office of National Statistics unless stated

For information: Recorded Crime – this is crime reported to the police. These statistics provide a good measure of trends in well-reported crimes. British Crime Survey (BCS) – these statistics are based on interviews and can provide a better reflection of the true extent of crime.

Overall crime

DECLINE IN CRIME FIGURES Source: British Crime Survey



10.1m

estimated crimes were committed against adults living in private households in England and Wales during 2007-08. This represents a fall of 48 per cent compared with a peak of around 19.4 million crimes in 1995. Source: British Crime Survey

5m

crimes were recorded by the police in England and Wales during 2007-08.

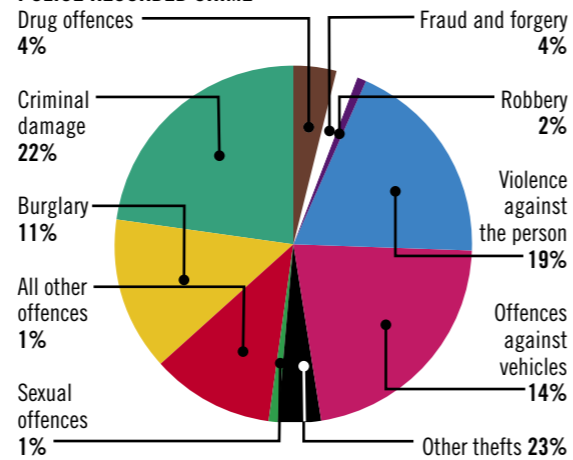
21.7%

is the proportion of respondents to the Scottish Crime Survey that had been the victim of at least one crime in 2005-06. Source: Scottish Crime Survey

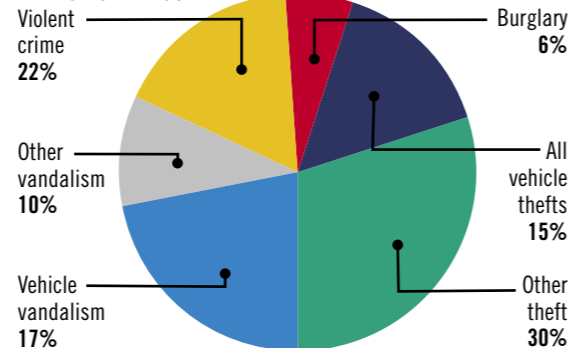
Types of crime



POLICE RECORDED CRIME



BRITISH CRIME SURVEY



19%

is the total of violent crime recorded by the police, whereas the figure stands at 22 per cent in the British Crime Survey (BCS) in 2006-07. Source: Home Office

15%

Vehicle thefts account for 15 per cent of all BCS crime in 2006-07, while other thefts make up another 30 per cent of BCS crime and 23 per cent of police recorded crime. Source: Home Office

1 in 10

Also in 2006-07, burglary accounted for six per cent of BCS crime and 11 per cent of police recorded crime (1 in 10). More than half of recorded burglaries happened in a building other than a home. Source: Home Office

"Crime is a product of social excess"

Vladimir Lenin

Alcohol and crime

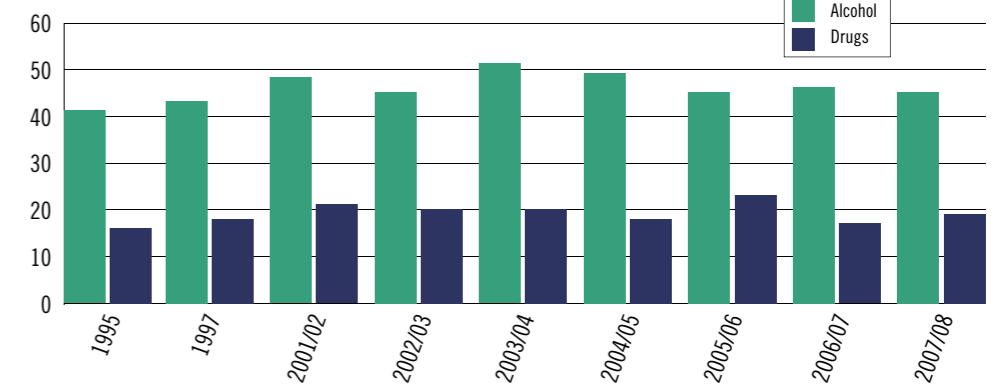
45%

In nearly half of all violent incidents, victims believed offenders to be under the influence of alcohol. This figure rose to 58 per cent in cases of attacks by people they did not know in 2007.

Source: Home Office

VIOLENT INCIDENTS WHERE THE VICTIM BELIEVED THE OFFENDER(S) TO BE UNDER THE INFLUENCE OF ALCOHOL OR DRUGS, 1995 TO 2007-08

Source: Home Office



37%

of domestic violence cases involved alcohol in 2007-08.

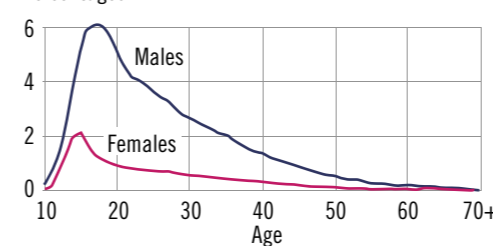
Source: Home Office

"Justice is too good for some people and not good enough for the rest" Norman Douglas, British novelist



OFFENDERS AS A PERCENTAGE OF THE POPULATION: BY AGE, ENGLAND AND WALES, 2006

Percentages



Gender and crime

1.42m

offenders were sentenced for criminal offences in England and Wales in 2006. The majority of these offenders, 80 per cent, were male and of those, seven per cent were aged under 18.

21%

of women were worried about violent crime compared with eight per cent of men in 2007-08. Women aged 16 to 24 expressed the highest level of worry, at 28 per cent.

40%

Two-fifths (40 per cent) of women and one-third (33 per cent) of men reported that fear of crime had a moderate or high impact on their quality of life in 2007-08.

"Crime takes but a moment but justice an eternity" Ellen O'Grady, American artist and activist

Prison

80,150

male prisoners and 4,232 female prisoners existed in September 2009.

Source: Home Office Ministry of Justice – Prison Population and Accommodation Briefing

74%

of white males made up the male prison population of British nationals in England and Wales in 2007. Black British nationals accounted for 15 per cent. The female British national prison population followed similar proportions.

Source: Ministry of Justice – Offender Management Caseload Statistics

7,376

was the average daily population in Scottish prisons in 2007-08, an increase of three per cent when compared with the 2006-07 figure of 7,183, and the highest average annual level ever recorded.

Source: Scottish Government – Prison Statistics Scotland

PRISON POPULATION, ENGLAND AND WALES, APRIL 2009

Source: Population in custody monthly tables, April 2009, Ministry of Justice

